

What technology do students need?

To use EdisonLearning eCourses, a student must have:

- A computer that meets or exceeds the minimum required specifications - see specific hardware and software requirements below
- Access to a high-speed Internet connection
- The ability to record and save audio files for foreign language courses

Recommended, but not required, items:

- Headset with microphone
- Printer

Laptop or desktop computer specifications

Operating System Options	Required Applications	Supported Browsers	Minimum Hardware Specifications
PC Users			
<ul style="list-style-type: none"> • Windows 2000 • Windows XP • Windows 2003 • Windows Vista 	<ul style="list-style-type: none"> • Microsoft Office XP, 2003, or 2007 • Apple QuickTime browser plug-in • Adobe Flash Player 10 • Adobe Reader (or other PDF viewer) • Java SDK required for Java course 	<ul style="list-style-type: none"> • Internet Explorer 7 • Firefox 3.018 - Firefox 3.6 	<ul style="list-style-type: none"> • 1.5 GHz CPU • 512 MB RAM • Monitor/screen with high-color (16 bit) display measuring 14.1" or larger, and at least 1024 x 768 resolution • Disk space: 100 MB • Built-in microphone and speakers • Integrated network card
Mac Users			
<ul style="list-style-type: none"> • Mac OSX 10.5 or greater 	<ul style="list-style-type: none"> • Microsoft Office XP, 2003, or 2007 • Apple QuickTime browser plug-in • Adobe Flash Player 10 • Adobe Reader (or other PDF viewer) • Java SDK required for Java course 	<ul style="list-style-type: none"> • Mac Safari 4 or greater 	<ul style="list-style-type: none"> • Intel-based Mac or Mac with a PowerPC G3 processor and built-in FireWire

Bandwidth Estimates

Below are per-student estimates for bandwidth used when performing various actions in an eSchoolware course:

- Normal navigation in static HTML pages averages 20-40 kilobytes per second (KBps) with occasional spikes to 60 KBps.
- Loading Flash content averages 90-100 KBps. Keep in mind that this is for downloading the Flash content; a slower connection would cause the loading time to be longer.
- YouTube content averages 20-30 KBps.
- Discovery Education content averages approximately 50-60 KBps with occasional spikes that could reach 140 KBps. Again, downloading is to buffer the video files, so a slower connection would cause a longer delay.
- AT&T Connect requires average bandwidth of 35KBps.

Testing

Please check that you can navigate to the URL below, log in, and access the course content. It is recommended that testing include use of all toolbar items in the course.

1. Enter the URL provided below in a browser.
2. Enter in your user credentials also provided below.
3. Click **Sign In**.

URL:

Username:

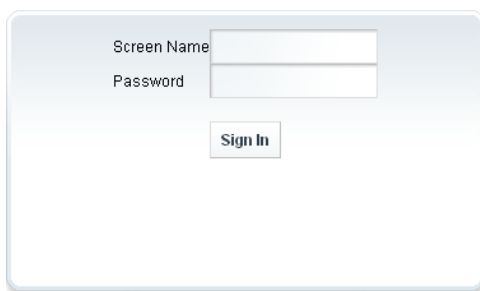
Password:

Your firewall must be open to <http://208.69.168.97> in order to access our content. A complete list of IP addresses linked to course content can be provided.

If you have any questions or problems, please e-mail onlinesupport@edisonlearning.com.

Test Procedure

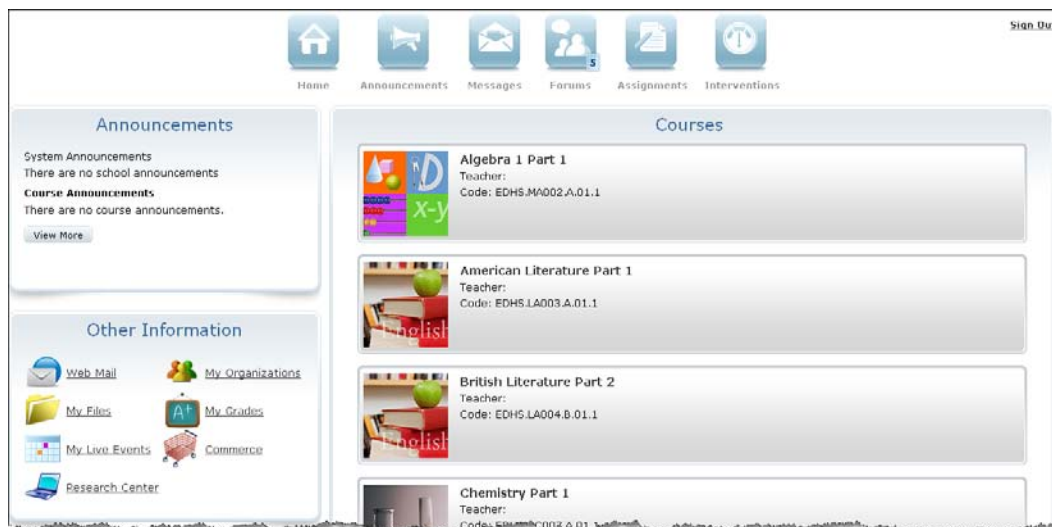
1. Using your Web browser, enter the URL above and log in.



Screen Name

Password

Once logged in, a screen similar to the following appears:



The screenshot shows a user interface with a navigation bar at the top containing icons for Home, Announcements, Messages, Forums (with a notification badge), Assignments, and Interventions. Below the navigation bar, there are two main sections: "Announcements" and "Courses".

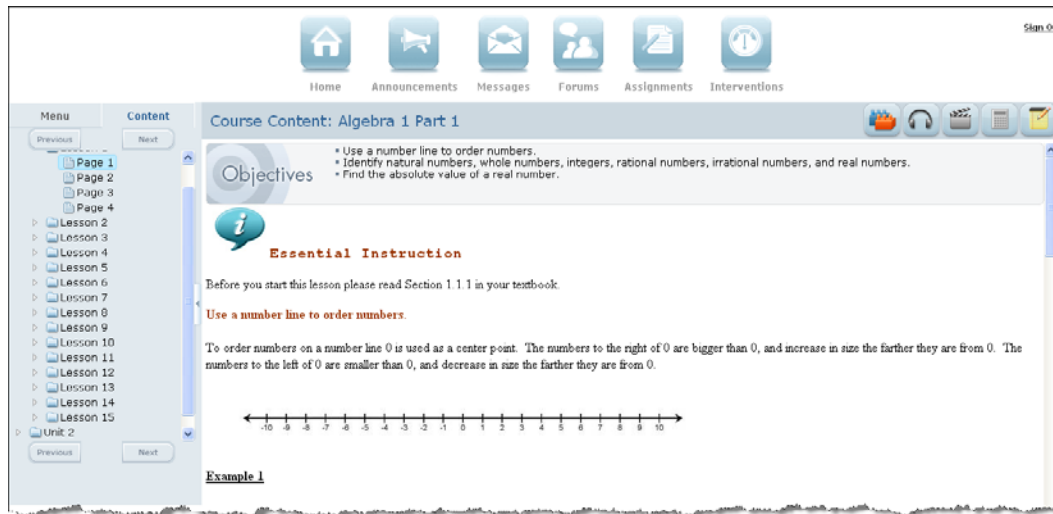
Announcements: This section contains "System Announcements" (stating there are no school announcements) and "Course Announcements" (stating there are no course announcements). A "View More" button is located at the bottom of this section.

Courses: This section displays a list of courses, each with a small icon, the course title, the teacher's name, and the course code. The visible courses are:

- Algebra 1 Part 1:** Teacher: [Name], Code: EDHS.MA002.A.01.1
- American Literature Part 1:** Teacher: [Name], Code: EDHS.LA003.A.01.1
- British Literature Part 2:** Teacher: [Name], Code: EDHS.LA004.B.01.1
- Chemistry Part 1:** Teacher: [Name], Code: EDHS.LA005.A.01.1

On the left side of the interface, there is an "Other Information" section with several utility links: Web Mail, My Organizations, My Files, My Grades, My Live Events, Commerce, and Research Center. A "Sign Out" link is visible in the top right corner of the page.

2. From the courses listed, click the **Algebra 1 Part 1** box. The following screen appears:



3. Notice the row of buttons in the upper right corner:



Click each button to ensure it functions. A description of each button and an example of what you should see are listed below.

The **Need 2 Know** icon opens an interactive Flash animation designed to help you prepare for the lesson. This short activity provides you with information needed to master the upcoming lesson. You are encouraged to complete the activity before you begin.

The **Audio Podcast** icon opens an audio portion of the lesson. Click this icon to hear the Essential Instruction being read. For best results, follow along in the lesson while the audio is playing.

The **Instructional Video** icon opens a video that supports the content of your lesson. After you complete the Essential Instruction and Re-teach portions of your lesson, click this icon.

The **Calculator** icon opens a calculator to help solve problems in your lessons, quizzes, exams, and lab activities.

Please note that these videos are hosted on third-party sites, not on the eSchoolware server. Depending on your network security settings, you may need to unblock access to these sites.

Once you have logged in, navigated according to the instructions above, and verified button functionality, your site readiness test is complete. If you experience any issues, please see the contact information listed above.